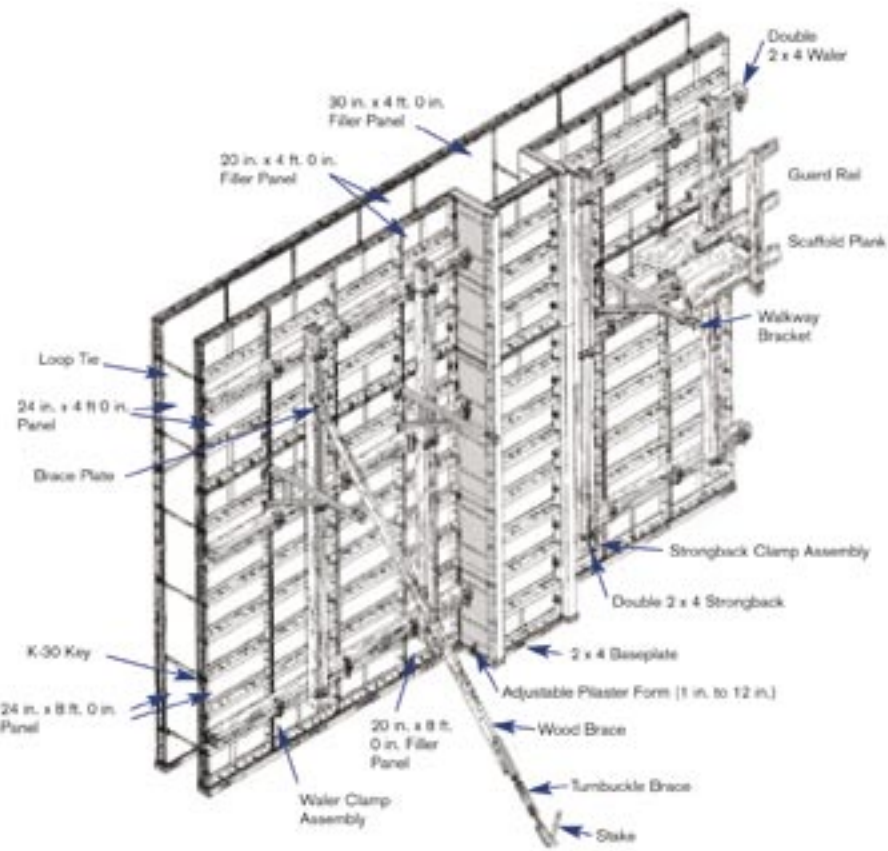




Let's compare a standard 2 ft. x 8 ft. panel;

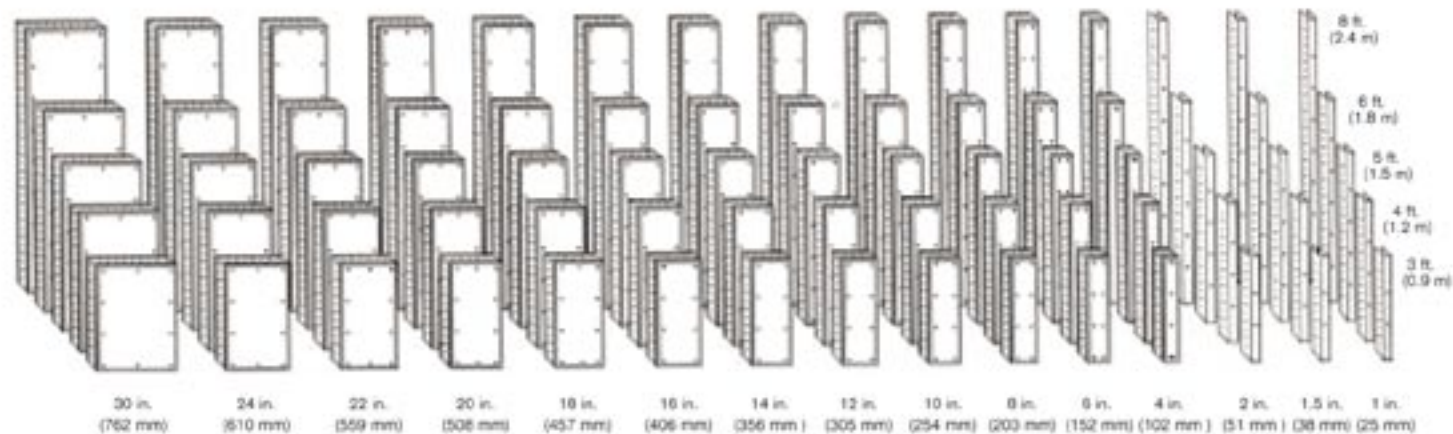
Aluma Hand-Set	Symons Steel-ply	Patent Mud-U-Form
58 lb. (26.30 kg)	75 lb. (34.02 kg)	86 lb. (39 kg)
1200 psf (8 ft. head)	1000 psf (6.75 ft. head)	1200 psf (8 ft. head)

Note: Pressure based on ACI Committee 347 formulas and manufacturers' printed rating with wall ties 2 ft. 0 in. on center.



All Lumber Supplied By Contractor

Standard Panels and Filler - 75 Sizes in Stock



USA

- Atlanta, GA**
T 404.699.0979
- Chicago, IL**
T 847.875.4526
- Las Vegas, NV**
T 702.866.6513
- San Jose, CA**
T 408.238.6969
- Tampa, FL**
T 813.626.1133

www.aluma.com



Hand-Set Forming System

The Best Strength-to-Weight Ratio on the Market

The Aluma Systems Hand Set Forming system is 60% faster than job-built plywood forms and 30% lighter than comparable modular systems.



Product Description

Aluma Systems' all aluminum frame hand-set forms are 100% compatible with the crane-set forms. This allows the use of either panel system in the same application without the use of transition panels.

The contractor's choice is clearly Aluma Systems' aluminum Hand-Set System. In productivity studies, modular formwork is 60% faster than job-built plywood forms. When you compare

modular systems, Aluma Systems' Hand-Set is 30% lighter without sacrificing any strength. In fact, the Aluma Systems' Hand-Set forming system has the best strength-to-weight ratio on the market. Reduced weight translates into direct labor savings.

The Hand Set Forming System conforms to all shoring regulations, including CSA, CAL-OSHA AND ANSI.

Features

Higher Pour Rate
1,200 psf system with a proven 2:1 safety factor; in columns Aluma Systems Hand-Set withstands 1,500 psf.

Quick Assembly
The only tool required to erect the forms is a hammer. Alignment walers attach with one-piece waler clamp.

Versatile
Panels bolt directly to heavy duty Crane-Set System without the usual reduction in working loads. No need for transition panels as with other systems.

Aluminum Advantages
Reduced weight increases labor productivity and reduces freight costs, less heat build up increases summer productivity

Warning, Limitation of Aluma Systems Liability:

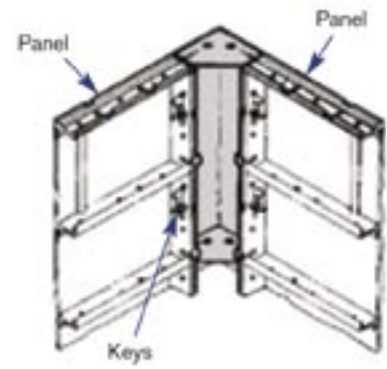
This bulletin is intended only for general information on the Hand Set Forming System. This product is only to be used for the purpose for which it is intended and only per the load capacities as established by Aluma Systems. This product must not be used when damaged and must be in fully functional condition. This product must be inspected by the user before use and properly stored, maintained and repaired. This product must not be misused nor overloaded.

Consult our Engineering Department for assistance in the application of these accessories. Illustrations and photos are not to scale. All dimensions nominal.

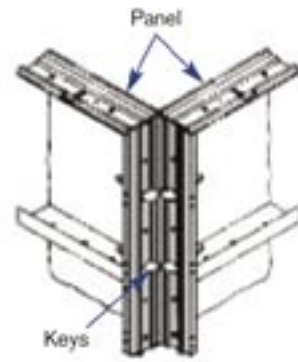
©2009 Brand Services, LLC All Rights Reserved. Aluma Systems is a Brand Services company

Hand-Set Forming System

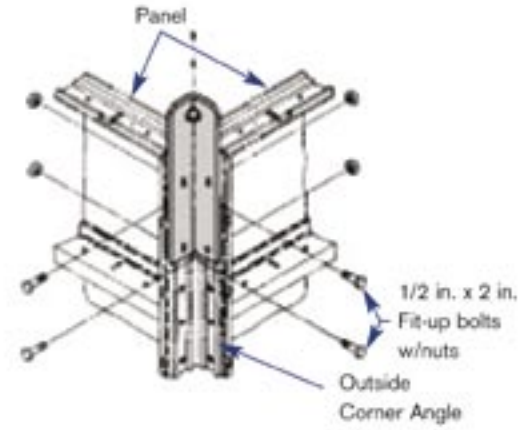
Complete Hand-Set System Hardware and Accessories



Inside Corner

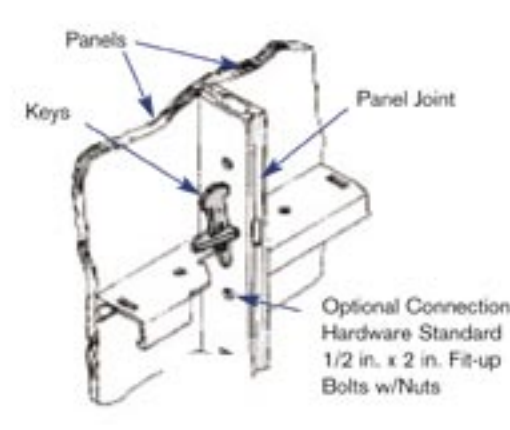


Aluminum Outside Corner

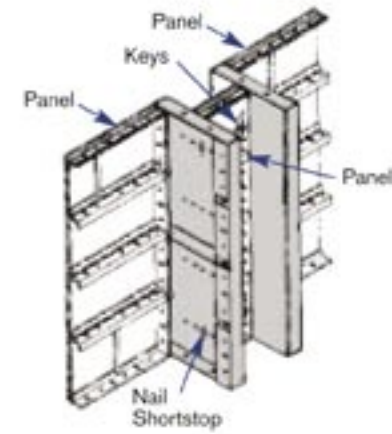


Column Lift Angle

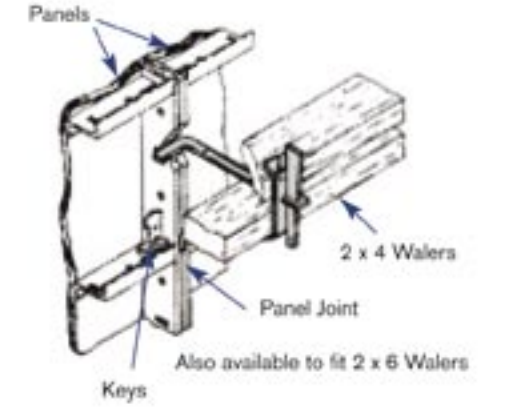
Hand-Set Forming System



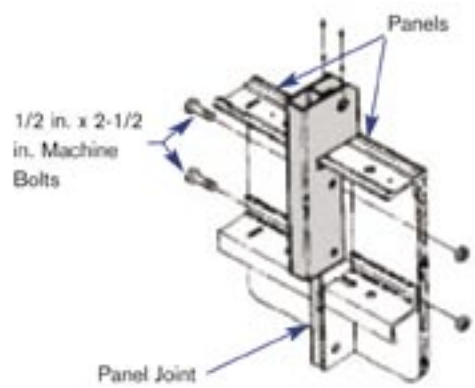
Key Installation



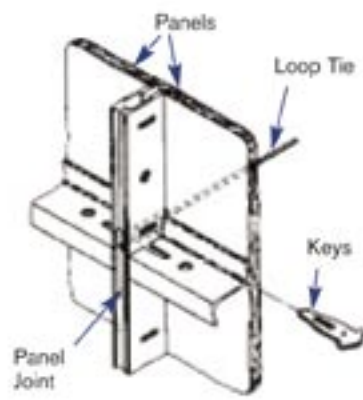
Pilaster Form



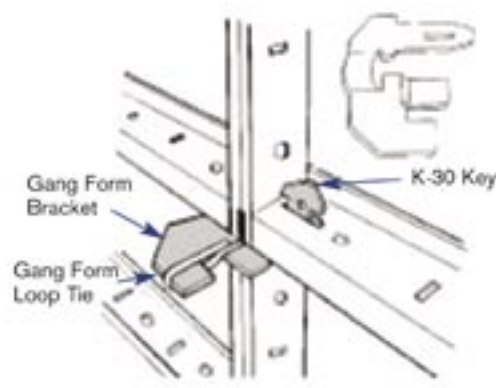
Waler Clamp



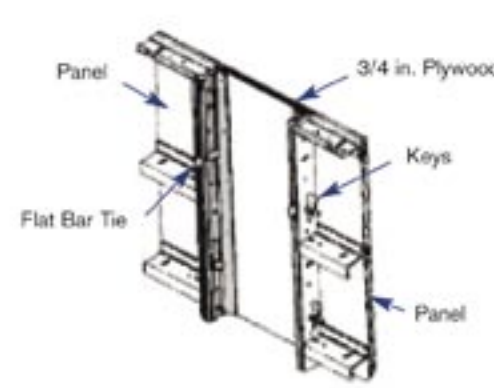
Gang Lift Bracket



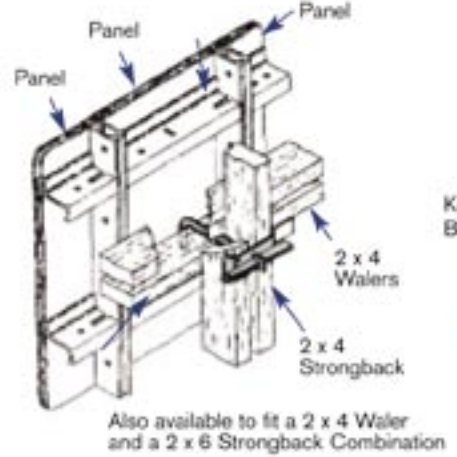
Tie Installation (Flat or Loop Tie)



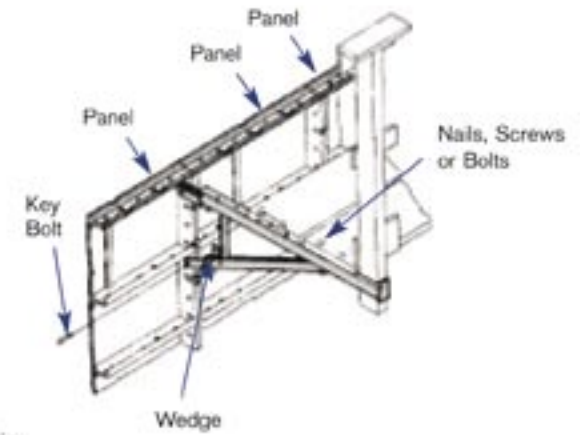
Gang Form Bracket



Aluminum Plywood Filler Angle



Strongback Clamp



Walkway Bracket