

© 2008 Brand Services, LLC. All Rights Reserved.



POWER PLANTS

Turnkey Solutions, Power Plant
Maintenance & Turnarounds

Corporate Headquarters

1325 Cobb Int. Dr, Ste A-1
Kennesaw, Georgia
USA 30152

T 678.285.1400
F 770.514.0285

Turnaround Services

5730 FM 646 East
Dickinson, Texas
USA 77539

T 832.226.5150
F 281.339.5668

Central Operations

11171 Sun Center Dr., Ste. 100
Rancho Cordova, California
USA 95670

T 916.384.0903
F 916.384.0901

Gulf Operations

1830 Jasmine
Pasadena, Texas
USA 77503

T 713.473.0022
F 713.473.7982

North Operations


6366-50th Street
Edmonton, Alberta
Canada T6B 2N7

T 780.440.1320
F 780.440.2535



Generator Deck

Generator Deck is a flexible, engineered solution for outages involving generator field removal. This system can reduce outage cycle time by up to two days over conventional methods. Our engineered stamped design is OSHA approved and requires minimum forklift or crane support during assembling and dismantling. Generator Deck kits are available for same-day shipment to job sites.



A

Construction Projects, Concrete Formwork


Brand-Aluma's range of services includes concrete formwork for capital construction projects on turbine and other concrete buildings. Our systems excel in weight-to-strength ratio and can reduce the pour cycle time by up to 50% compared with conventional systems. Our higher load capacity post shores require 50% less equipment and labor for re-shoring.



B

Turbine/HRSG Services

Brand-Aluma offers turnkey access and insulation services on turbine capital, maintenance and outage projects. Our years of knowledge and experience result in higher craft-labor productivity and reduced outage cycle time. Engineered scaffold decks reduce cycle time by allowing easy and efficient access to the turbine enclosure rooftop, combustion cans, HRSG and inlets. In addition, our insulation blanket mapping system reduces reassembly time.



C

Boiler Services

Brand-Aluma's expertise in industrial scaffolding, insulation and safety services for projects inside and outside the boiler can enhance safety and reduce down time.



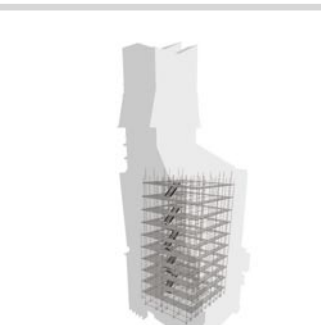
Boiler Founding System

With conventional systems, 35% of scaffold erection time inside the boiler is spent on adjusting the base scaffold. With Brand-Aluma's smartly designed founding system, fine-tuning and vertical/horizontal adjustments are easy and efficient, saving up to a whole shift in erecting and dismantling. Our innovative system, with its lighter ladders, chairs and beams, also increases labor efficiency without compromising load capacity.



Open-Center Boiler

Brand-Aluma's innovative open-center boiler access solution reduces risk, improves safety, and saves costs. Building scaffolds just around perimeter decks, when no dance floor or superheat access is required, eliminates the need for a center leg. This reduces the dangers associated with establishing center legs from partially planked decks, and saves an estimated 25% on material and labor. This design significantly reduces down time.



Floating Boiler Deck

In some applications, a floating deck is built at the boiler's base using trusses, I-beams and scaffold planks. It can be lifted to work areas and elevated to the bull nose, supporting a scaffold if necessary. This application saves up to 85% on scaffold pieces and 75% on labor, reducing cycle time by up to 40%.



D

TURNKEY SOLUTIONS

OVERVIEW:

With extensive expertise providing turnkey equipment rental, erection and dismantling services solutions to the power industry, Brand-Aluma is a trusted contractor of choice for plant construction, shutdowns and industrial-maintenance projects.

Our innovative solutions span a full range of concrete formwork and scaffolding services, with years of experience on boilers, generators, turbines and other plant components and systems. Brand-Aluma leads the industry in safety and invests heavily in research and development.

Our project-management teams work with customers from start to finish, ensuring that each project is on time and on budget every day. Let Brand-Aluma engineer innovative, customized products and solutions for your next power-plant project.

