

QuikDeck®
BY BRAND SAFWAY

› Temporary Work Floor — Extra Space & Storage

Designed for access challenges in the air, around curves, in tight corners and underneath structures, BrandSafway's proprietary and patented QuikDeck® Suspended Access System improves productivity, reduces costs, saves time and, most importantly, increases safety. A factory floor in the air, QuikDeck allows multiple craftspeople to easily and efficiently work side by side and use heavy equipment.

Unmatched Versatility

The modular platform design of the QuikDeck Suspended Access System can be assembled from just a few basic components and configured to fit almost any shape or size.

There are no uneven work surfaces to navigate, so crews can work quickly and safely.

Strength & Load Capacity

Depending on configuration and suspender spacing, load capacities range from 25 psf (122 kg/m²) to over 100 psf (488 kg/m²). All structural steel components are hot-dipped galvanized to maintain maximum load rating and long service life.

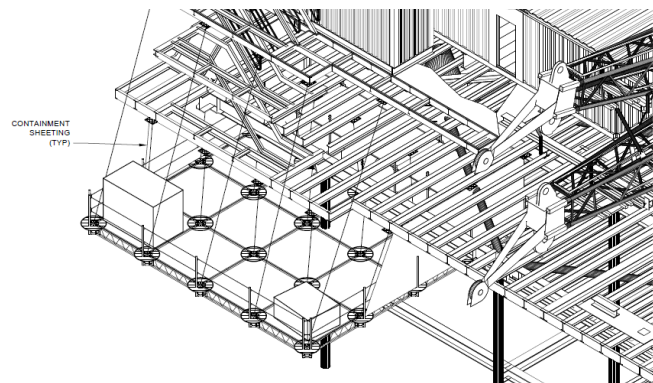
This unique access system gets its strength from structural steel members — not wire rope.

Storage Capabilities

Unlimited capability for storage of containers, compressors, half height containers, blasting units, welding and generators. The only limitation is the structural strength of your platform deck.

Deck Extension & Storage

Using QuikDeck, we can build a temporary work floor for storage and loading of equipment, leaving the often small and heavily contended deck space free — adding flexibility and space during shutdowns, capital projects or decommissioning work.



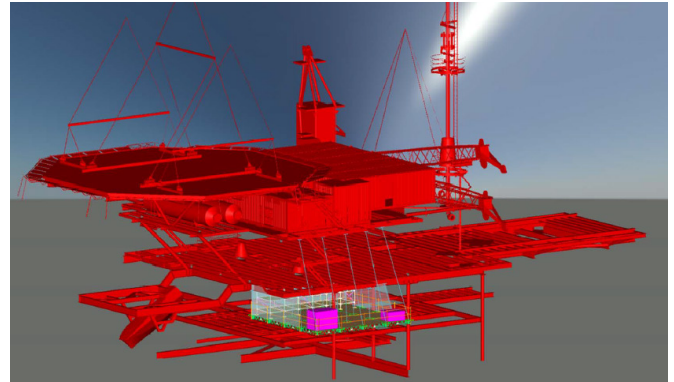


By placing compressors, generators, welding and cutting plant on the QuikDeck temporary decks, your teams have greater space for execution – reducing the constant shifting of equipment and aiding in the productivity.

Transporting heavy loads across QuikDeck is possible with the help of the Vtrack rails. The rails provide the ability to move heavy equipment without having to custom make heavy-duty laydown areas or spreader beams. ESDV valves, vessels and other equipment can be transported to within reach of the deck crane. Simplifying the replacement or removal of equipment in hard to reach areas – without the exposure of working over open water.

Alternatively, QuikDeck can be easily contained to create an enclosed area which is protected against the elements – providing an additional storage location or workshop area for the increased number of activities on board. The enclosed area can be made accessible with our modular staircase solutions – effectively adding an additional deck to the work site.

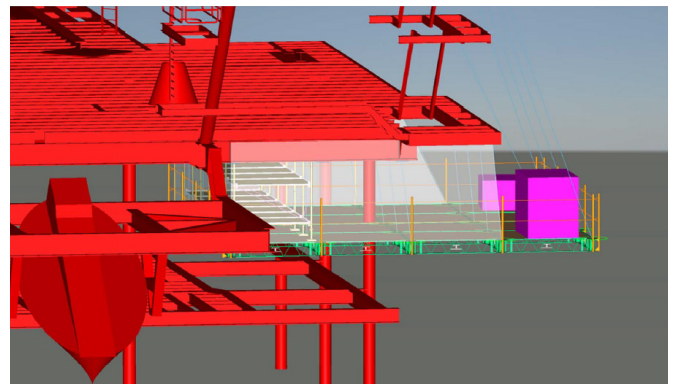
(see example drawings)



Weight Capabilities

- › 8 ft by 8 ft suspension grid can very easily achieve a load rating of 100 psf (488 kg/m²).

Higher loads can be achieved – our local teams can engineer solutions to customise the platform for your specific requirements.



Why Choose QuikDeck?

- › Load capacities: 25–100 psf (122–488 kg/m²)
- › Galvanized components to help resist corrosion
- › Leapfrogged & relocated as work progresses

Features

- › Basic components easy to handle and assemble
- › Open work platform reduces tripping hazards
- › Configures to fit almost any shape or size
- › Readily accepts containment
- › Helps resist wind loads



Contact us to find out more...

Visit www.beis.com or email insight@beis.com

Brand Energy & Infrastructure Services

©2022 All rights reserved | www.beis.com

BRAND 
ENERGY & INFRASTRUCTURE SERVICES®